

Planning Applications Sub-Committee 28 November 2005

## DEVELOPMENT CONTROL PERFORMANCE STATISTICS

### **BEST VALUE INDICATOR BV109 - DETERMINING PLANNING APPLICATIONS**

#### **October 2005 Performance**

In October 2005 there were 127 planning applications determined, with performance in each category as follows -

83% of major applications were determined within 13 weeks (5 out of 6)

84% of minor applications were determined within 8 weeks (31 out of 37 cases)

93% of other applications were determined within 8 weeks (78 out of 84 cases)

For an explanation of the categories see Appendix I

#### **Year Performance - 2005/06**

In 2005/06 up to the end of October 2005 there were 1160 planning applications determined, with performance in each category as follows -

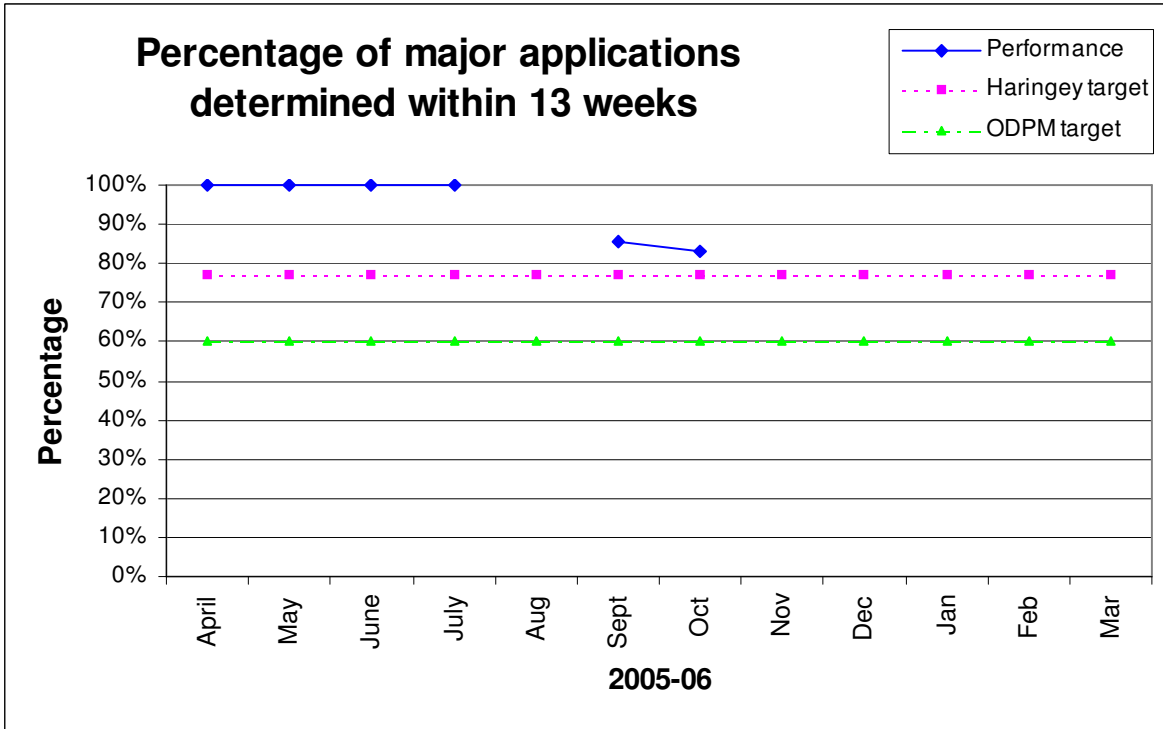
93% of major applications were determined within 13 weeks (25 out of 27 cases)

81% of minor applications were determined within 8 weeks (284 out of 350 cases)

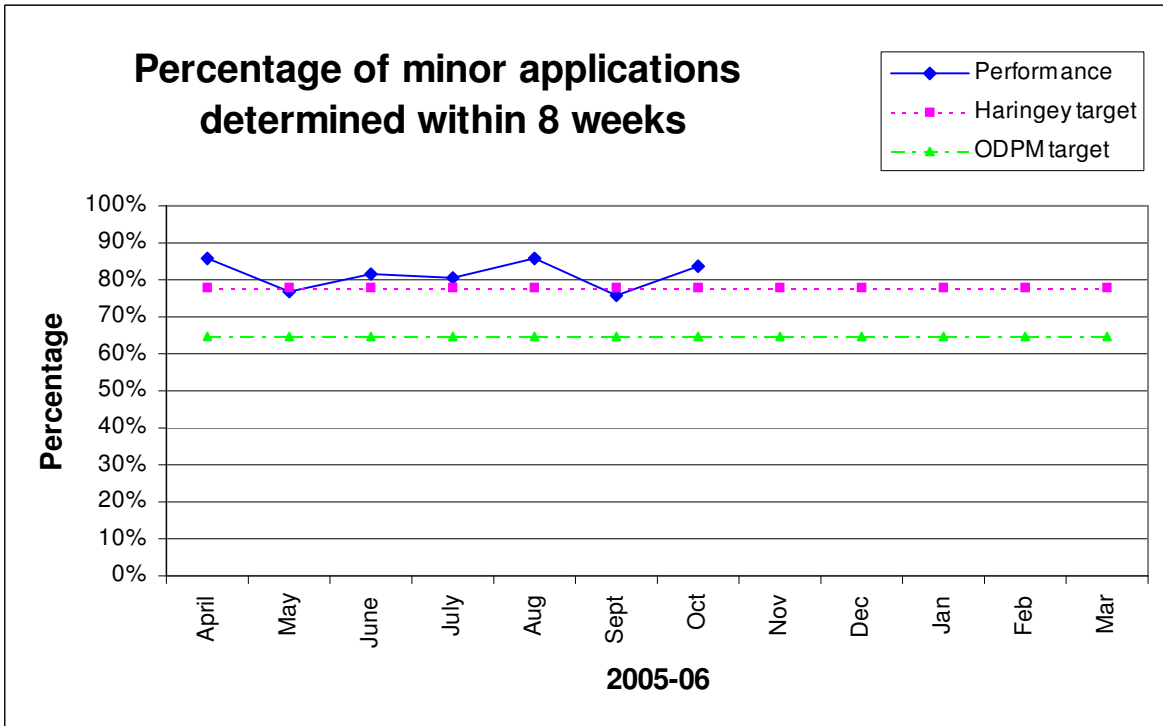
91% of other applications were determined within 8 weeks (713 out of 783 cases)

The monthly performance for each of the categories is shown in the following graphs:

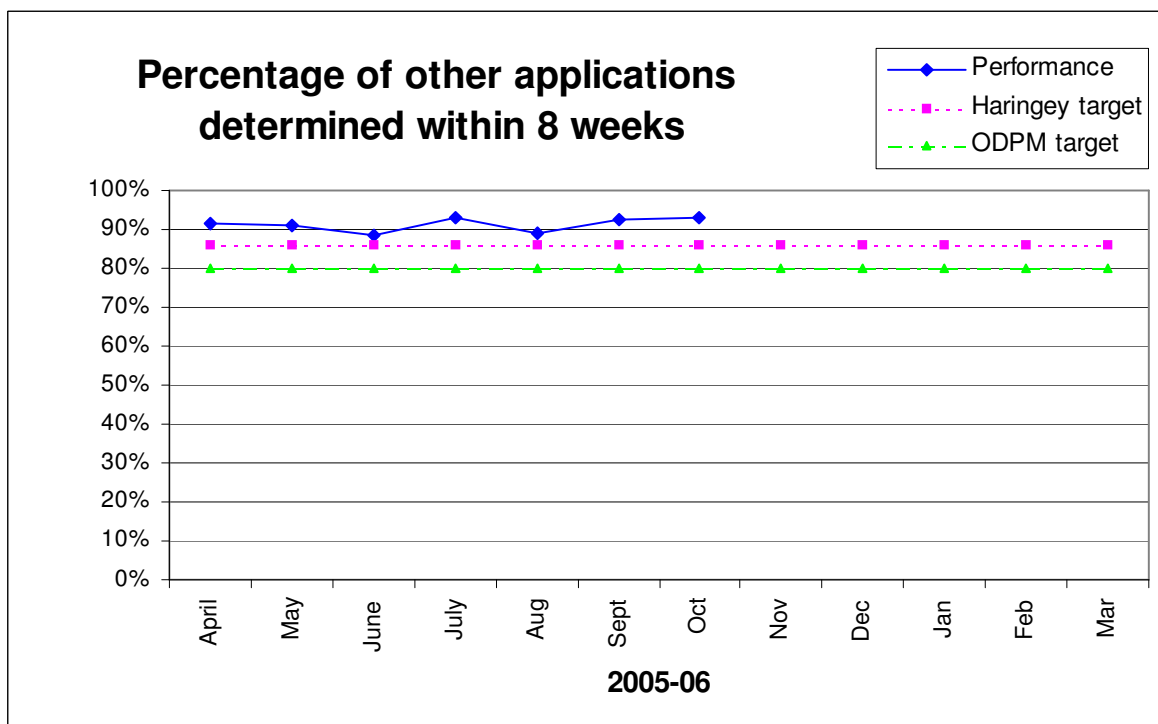
**Major Applications 2005/06**



**Minor Applications 2005/06**



## Other applications 2005/06



### Background/Targets

BV109 is one of the Office of the Deputy Prime Minister (ODPM) Best Value indicators for 2005/06.

It sets the following targets for determining planning applications:

- 60% of major applications within 13 weeks
- 65% of minor applications within 8 weeks
- 80% of other applications within 8 weeks

Haringey has set its own challenging targets for 2005/06 in relation to BV109. These are set out in the Best Value Performance Plan - Year 6 2005/2006 and are to determine:

- 77% of major applications within 13 weeks\*
- 78% of minor applications within 8 weeks\*
- 86% of other applications within 8 weeks

*\*targets revised June 2005*

## **Appendix I**

### **Explanation of categories**

The BV109 indicator covers planning applications included in the ODPM PS1/2 statutory return.

It *excludes* the following types of applications - TPO's, Telecommunications, Reserve Matters and Observations.

The definition for each of the category of applications is as follows:

Major applications -

For dwellings, where the number of dwellings to be constructed is 10 or more  
For all other uses, where the floorspace to be built is 1,000 sq.m. or more, or where the site area is 1 hectare or more.

Minor application -

Where the development does not meet the requirement for a major application nor the definitions of Change of Use or Householder Development.

Other applications -

All other applications, *excluding* TPO's, Telecommunications, Reserve Matters and Observations.

## DEVELOPMENT CONTROL PERFORMANCE STATISTICS

### **BEST VALUE INDICATOR BV204 - APPEALS AGAINST REFUSAL OF PLANNING PERMISSION**

#### **October 2005 Performance**

In October 2005 there were 9 planning appeals determined against Haringey's decision to refuse planning permission, with performance being as follows -

44% of appeals allowed on refusals (4 out of 9 cases)

56% of appeals dismissed on refusals (5 out of 9 cases)

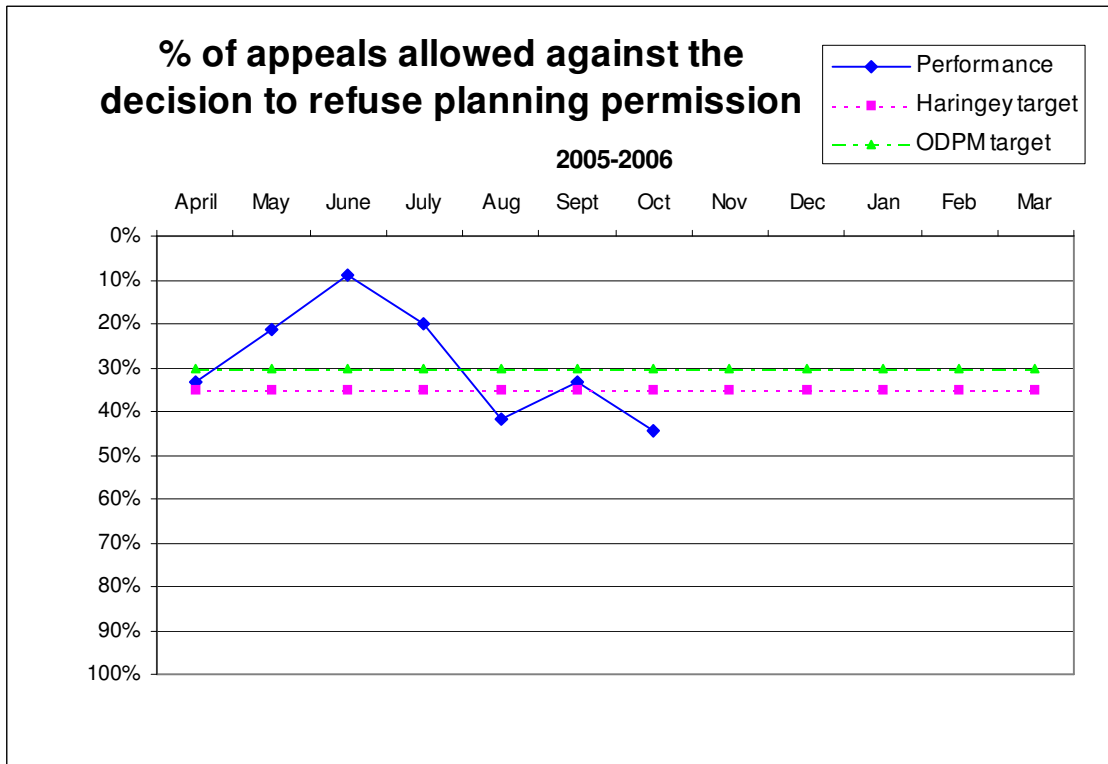
#### **Year Performance - 2005/06**

In 2005/06 up to the end of October 2005 there were 72 planning appeals determined against Haringey's decision to refuse planning permission, with performance being as follows -

29% of appeals allowed on refusals (21 out of 72 cases)

71% of appeals dismissed on refusals (51 out of 72 cases)

The monthly performance is shown in the following graph:



**Background/Targets**

BV204 is one of the Office of the Deputy Prime Minister (ODPM) Best Value indicators for 2005/06.

It sets a target for the percentage of appeals allowed against the authority's decision to refuse planning permission.

The target set by ODPM for 2005/06 is 30%^

Haringey has set it's own target for 2005/06 in relation to BV204. This is set out in the Best Value Performance Plan - Year 6 2005/2006.

The target set by Haringey for 2005/06 is 35%\*

*\*target revised June 2005*

*(^ The lower the percentage of appeals allowed the better the performance)*